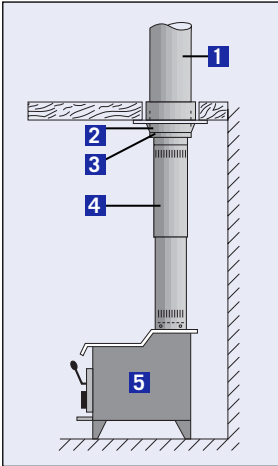
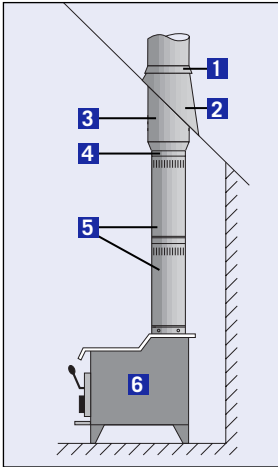


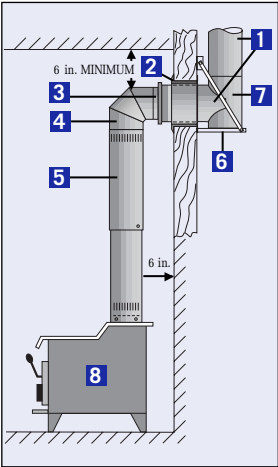
INSTALLATION



- Straight installation**
- 1 - Insulated chimney
  - 2 - Finish support
  - 3 - Trim collar (DQ)
  - 4 - Telescopic length (DL42A)
  - 5 - Appliance



- Cathedral ceiling installation**
- 1 - Storm collar
  - 2 - Roof flashing
  - 3 - Cathedral support
  - 4 - Decorative collar (DQD\*)
  - 5 - Double wall black pipe length (DL)
  - 6 - Appliance



- Through-the-wall installation**
- 1 - Insulated chimney
  - 2 - Wall radiation shield
  - 3 - Decorative collar (DQD\*)
  - 4 - Elbow (DE90)
  - 5 - Telescopic length (DL42A)
  - 6 - Wall support
  - 7 - Insulated tee
  - 8 - Appliance
- \*DQDH for ASHT+ chimney  
\*DQDX for S-2100+ chimney

**WARNING:** The double-wall black stove pipe connectors must not be used as a chimney.

ORDER FORM

**Chimney size**      **6"**      **7"**      **8"**  
Circle required size and indicate the quantity needed.

	Ref.	Description	Quantity	Price
Lengths	DL42A	Telescopic length 3 1/2' to 5 1/2'		
	DL6	6" length		
	DL12	12" length		
	DL24	24" length		
	DL36	36" length		
	DL3A	Adjustable length 3" to 9"		
	DT	Tee		
Elbows	DE45	45° elbow		
	DE90	90° elbow		
Adaptors	DMA	Masonry adaptor		
	DAB	Stove adaptor		
	DLW	Increaser		
	DLR	Reducer		
	UP	Flue extension		
Decorative Parts	DQDH	Decorative collar for ASHT chimney		
	DQDX	Decorative collar for S-2100 chimney		
	DQ	Trim collar		
Accessories	DLK	Damper		

**IMPORTANT:**  
This booklet must be perceived only as a “planning guide”.  
For complete information consult the instruction  
manual, included in DAB, DL3A, DL42A, DLK and DMA  
components.

**NOTE:** Allow for a reduction of 1-1/2" per joint after  
assembly.



Security Chimneys International is  
certified ISO 9001, your guarantee  
of quality and satisfaction for years  
to come.

Security Chimneys International Ltd.  
2125 Monterey  
Laval (Quebec)  
Canada H7L 3T6  
Tel.: (514) 973-9999  
Fax.: (514) 973-2222

Specifications subject to change without prior notice.

**Distributed by:**

DL - STOVE PIPE CONNECTOR

Tested to 2100°F and  
listed at a 6-inch  
clearance to combustible  
materials

DOUBLE WALL BLACK STOVE PIPE



## THE ADVANTAGES OF SECURITY CHIMNEYS INTERNATIONAL'S DOUBLE-WALL BLACK STOVE PIPE.



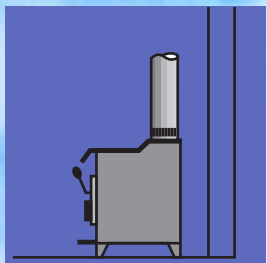
### Safe

Security Chimneys International has designed a safer double-wall black pipe which has been successfully tested to 2100°F at a 6-inch clearance from combustible materials. The inner liner is made of corrosion-resistant stainless steel. The double-wall provides better protection of the exterior finish.



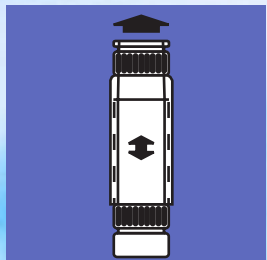
### Efficient

The outer wall of the double-wall black stove pipe features a series of openings allowing you to recover a maximum of heat from the flue gases. In fact, it is as efficient as a single-wall black pipe.



### Versatile

The Security DL double-wall black stove pipe can be safely installed as close as 6 inches to combustible materials. Furthermore, it may be used with all types of stoves. Available in diameters of 6, 7 and 8 inches.



### Handy

For easier installation, Security Chimneys International has designed a telescopic double-wall black pipe which extends from 3-1/2 feet to 5-1/2 feet. No need to figure the number of lengths required, no need for cutting. It will adjust to your application. Security Chimneys International's double-wall black stove pipe is a safer connection between your stove and the chimney.



### 10 year limited warranty against burn-out

Security Chimneys International Ltd. warrants its double-wall black stove pipe for a period of 10 years from the date of installation.

## GENERAL PARTS



### DL Length

Four lengths are available: 6", 12", 24" and 36".



### DL42A Telescopic length

Adjustable from 3-1/2 feet to 5-1/2 feet.



### DL3A Adjustable length

Adjustable length can slip from 3 to 9 inches over a double-wall black pipe.



### DLW Increaser

Required for adapting the double-wall black pipe to a larger flue diameter. Available in 6" to 7", 7" to 8" and 6" to 8".



### DLR Reducer

Required for adapting the double-wall black pipe to a smaller flue diameter. Available in 7" to 6", 8" to 7" and 8" to 6".



### DT Tee

A tee can be installed between the chimney and the stove.



### DE45 - DE90 Elbows

45°-90°  
For use when an offset is required.



### DMA Masonry adaptor

Required to connect the double-wall to a masonry chimney.



### DAB Stove adaptor

May be required to connect a stove to the double-wall black pipe.



### UP Flue extension

To be attached to the lowest insulated chimney section.



### DQD\* Decorative collar

Conceals the joint between the double-wall and the insulated chimney.  
\*DQDH for ASHT chimney  
\*DQDX for S-2100 chimney



### DQ Trim collar

Covers the joint between the double-wall and the chimney support.



### DLK Damper

This part allows you to control the chimney draft.

