

8100-series

The **Morsø 8100-series** comprises 5 cast-iron stoves, which set new standards in stove design both in terms of functionality and aesthetics. The stove has a clean and simple design, where the combination of soft, rounded contours and simple details give the stove a light and timeless look. This guarantees you a classically beautiful stove that will last for decades, while the cast iron’s raw and living structure will provide both a rustic and exclusive tone. The flexibility of working with cast iron has enabled us to design a number of details for the stove, which will warm your spirit not just your home. The Morsø 8100 is also available on a pedestal (8148), giving the stove an airy and elegant appearance. The stove’s large glass area provides a lively feel to the fire’s dance in the top of the fire.



8148



8140



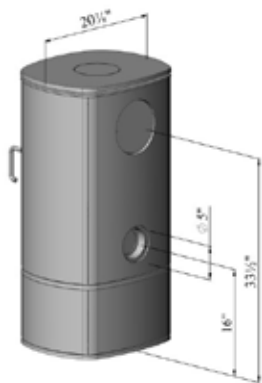
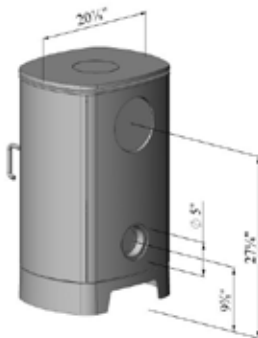
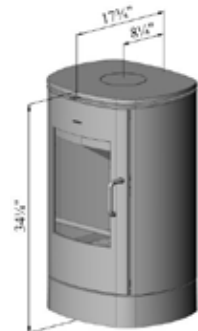
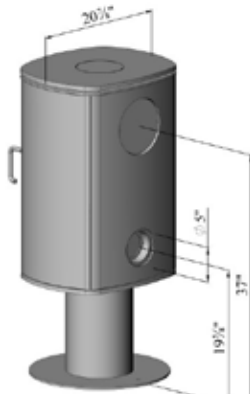
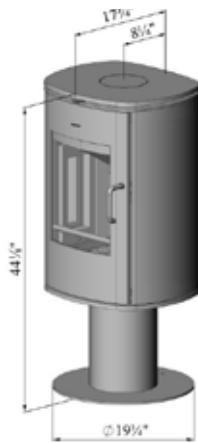
8142

8140 & 8148



Convection	
Maximum Heat	35,000 BTU/hr
Test fuel load	7.35 lbs
Particulate Emission	4.5 grm/hr
Log size	12"
Max. Area Heated	1200 ft²
Firebox Dimensions	13¾" W x 11½" D
Firebox volume/capacity	1.05 ft³
Gross Weight 8140	384 Lbs
Gross Weight 8142	458 Lbs
Gross Weight 8148	465 Lbs
Efficiency rating (as measured by LHV)	75%+

Outside air supply	Available
Mobile home approved	Yes
Washington State	Compliant
Basic Clearance (using single wall pipe top vent)	
Stove to side wall	10"
Stove to rear wall	6"
Stove to corner	6"



Elegance In Scandinavian Soapstone - Offering all of the feature of the 8100 series, 8150 and 8151 are presented wrapped in a beautiful, thick Scandinavian Soapstone jacket. Not only recognized for it's natural beauty, soapstone also offers fantastic heat storage properties and long after the fire has gone out the thick soapstone panels will continue to deliver warmth into your home.



8150

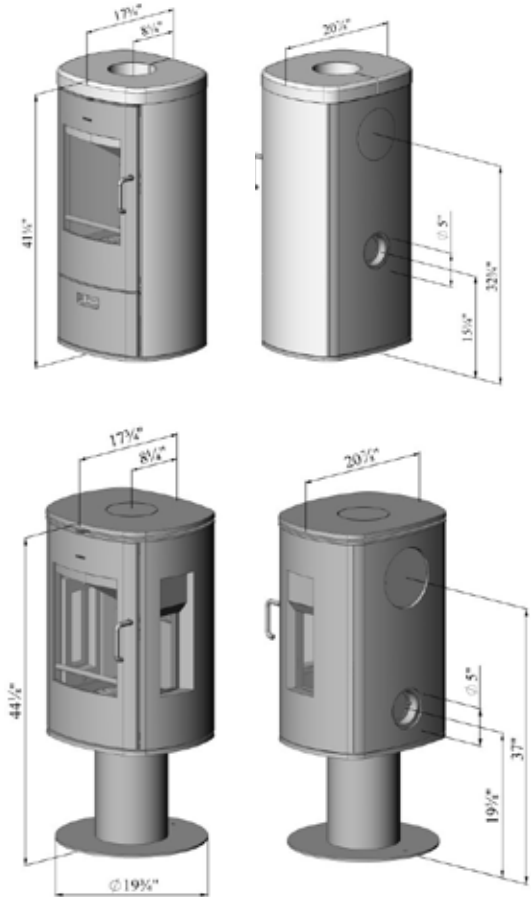


8188

8150

- Radiant
- Maximum Heat 35,000 BTU/hr
- Test fuel load 7.35 lbs
- Particulate Emission 4.5 grm/hr
- Log size 12"
- Max. Area Heated. 1200 ft²
- Firebox Dimensions 13¾" W x 11½" D
- Firebox volume/capacity 1.05 ft³
- Gross Weight 8150 764 Lbs
- Gross Weight 8151 703 Lbs
- Efficiency rating (as measured by LHV) 75%+

- Outside air supply Available
- Mobile home approved. Yes
- Washington State. Compliant
- Basic Clearance (using single wall pipe top vent)
- Stove to side wall. 10"
- Stove to rear wall. 6"
- Stove to corner 6"



8188

- Convection
- Maximum Heat 35,000 BTU/hr
- Heat output range (Lab test). 12,084-25,496 BTU/hr
- Test fuel load 8.12 lbs
- Particulate Emission 5.1 grm/hr
- Log size 12"
- Max. Area Heated. 1200 ft²
- Firebox Dimensions 13¾" W x 11½" D
- Firebox volume/capacity 1.16 ft³
- Gross Weight 408 Lbs
- Efficiency rating (as measured by LHV) 75%+

- Outside air supply Available
- Mobile home approved. Yes
- Basic Clearance (using single wall pipe top vent)
- Stove to side wall. 16"
- Stove to rear wall. 4"
- Stove to corner 8"



For all clearance options download installation manual from www.morsona.com