



No Utility Bills Inc.

www.noutilitybills.com

Tel: (780)628-4835

#301 Lyall Subdivision, County of Athabasca, AB, Canada
VIEWINGS BY APPOINTMENT ONLY!

List Price From	
Sale Price From	
* Prices subject to change without notice!	

SP8500 Multi-Fuel Furnace

This furnace is able to burn wood pellets, corn, and other fuels. With twin blowers the multi-fuel furnace is designed to be used as a stand alone furnace or as an add-on to your existing furnace and HVAC ductwork.

Standard Features:

- Providing comforting heat for up to 3,000 sq. ft.
- Manual Ignition
- Mobile Home Approved
- Large and easily accessible ash drawer
- One touch digital control board
- Heavy steel construction
- Brushed nickel handles
- Cast iron front door
- Dual blowers

Specifications	
Fuel	Bio-Mass Pellets
Btu Range	50,000 to 105,000
Heating Capacity	1,200 to 2,800 Sq. Ft.
Hopper Capacity	320 lbs
Feed Rate	5 to 13 lbs per hour
Burn Time - Low	Up to 70 Hours
Blower Size	Dual 800 cfm Blowers
Venting Type	Multi-Fuel Direct Vent
Flue Size	3" - 4" Vent Pipe
Fuse Rating	9.5 amp
Weight	250 lbs
Depth	28.5 inches
Height	43 inches
Width	28.5 inches
Floor Protection	Non-combustible
Testing	CAN/CSA B366.1-11 UL 391-2010 ASTME E1509-04





No Utility Bills Inc.

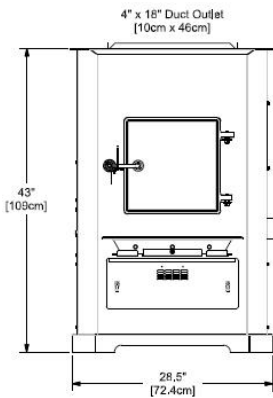
www.noutilitybills.com

Tel: (780)628-4835

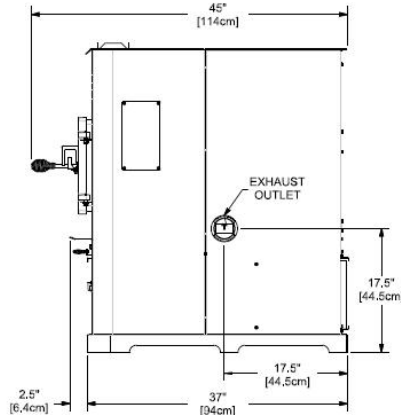
#301 Lyall Subdivision, County of Athabasca, AB, Canada

VIEWINGS BY APPOINTMENT ONLY!

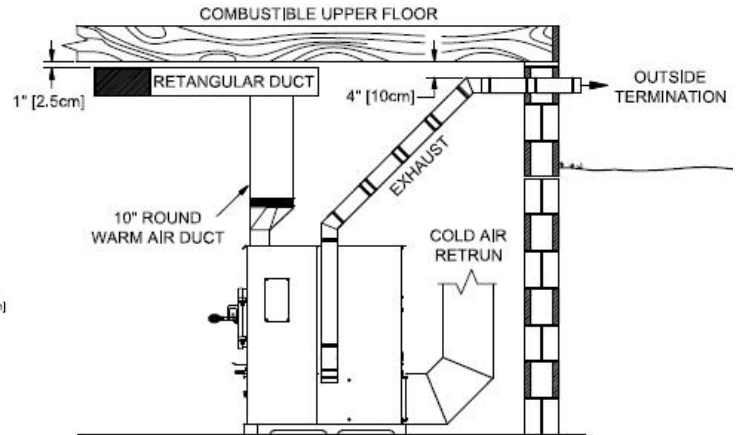
SP8500 Multi-Fuel Furnace



Front View



Left Side View



BASEMENT CONFIGURATION
SIDE VIEW

Floor protection:

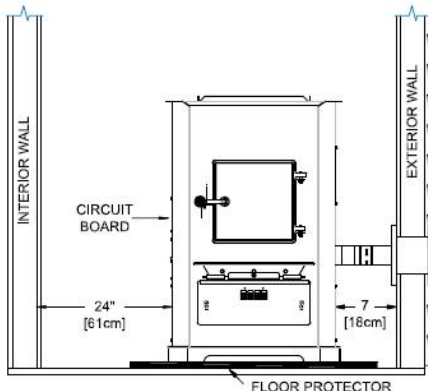
- This unit must be installed on a non-combustible floor surface.
- If a floor pad is used, it should be UL listed or equal.
- The floor pad or non-combustible surface should be large enough to extend a minimum of 8 inches in front, 8 inches on each side and 1 inch behind the furnace for horizontal termination.
- Floor protection must extend under and 2 inches to each side of the chimney tee for an interior vertical termination.
- A 1 inch thick Floor Protector is recommended with installation.

CLEARANCES

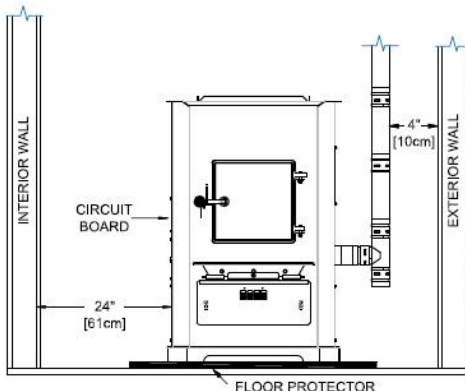
NOTE: Distance on the left-hand side of your Multi-Fuel Furnace is set at 24 inches for suitable access to the control panel and for fuel loading. This distance may be less, but not less than 7 inches.



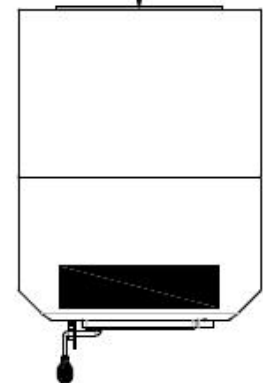
MINIMUM 10" [25.4cm]
ALLOW FOR AMPLE SPACE TO
ATTACH MANDATORY COLD AIR RETURN.



HORIZONTAL TERMINATION
FRONT VIEW



VERTICAL TERMINATION
FRONT VIEW



RETRUN AIR CLEARANCE
TOP VIEW